

ANNEX III - Statistical Data

Table I

Domestic violence crimes and trafficking in human beings recorded by the police forces, from 2013 to 2016

Year			2016	2015	2014	2013
Crime (Level 1)	Crime (Level 2)	Crime (Level 3)	N° Crimes	N° Crimes	N° Crimes	N° Crimes
(CP) Crimes against persons	Bodily harm	Domestic violence against spouse or akin	22 773	22 469	22 965	22 930
		Domestic violence against minors	470	475	502	487
		Other crimes of domestic violence	3 762	3 651	3 838	3 936
	Against personal freedom	Trafficking in human beings	51	53	48	28

Methodological Notes:

a) The most serious crime is taken into consideration in the counting of cases.

b) The cases that are transferred, attached, incorporated or joined to other procedures, those that are sent to another entity and those identified as “NS - Not specified” are not comprised in the data given.

c) The crime “Trafficking in human beings” includes the “trafficking in human beings” and “trafficking of minors”

.. Void result/ under statistical confidentiality

Last update on: 05/10/2017

Source: Directorate General for Justice Policy/Ministry of Justice

Table II

Number of cooperation agreements signed with the Social Security Institute (ISS, IP) as well as the number of places available, the number of victims and the occupancy rate in the period between 2014-2016 and their occupancy rate.

Year	Number of cooperation agreements	Capacity	Number of victims	Occupancy rate
2014	29	518	1428 (693 women; 735 children and young people)	98%
2015	30	559	1528 (794 women; 734 children and young people)	92,66%
2016	31	559	1510 (760 women; 750 children and young people)	88,22%

Source: ISS, I.P.

Table III

Convicted persons in criminal cases completed at trial stage in the 1st instance courts for domestic violence, trafficking in human beings, torture and other cruel, degrading or inhuman treatment, by final decision on conviction, from 2013 to 2016

Year			2016	2015	2014	2013		
Crime		Final decision on conviction	N° Convicted persons	N° Convicted persons	N° Convicted persons	N° Convicted persons		
(CP) Crimes against persons	Bodily harm	Domestic violence against spouse or akin	Fine	6	8	10	20	
			Imprisonment replaced by fine	..	7	8	7	
			Suspended imprisonment	298	333	332	428	
			Effective imprisonment	95	126	80	76	
			Imprisonment security measures	5	4	8	7	
			Other sentences or measures, ignored or not specified	
			Suspended imprisonment with rules of conduct	98	77	50	62	
			Suspended imprisonment with probation	765	663	530	583	
			Suspended imprisonment subject to duties	229	185	226	219	
			Fine replaced by work	
			House arrest with electronic surveillance	
			Imprisonment replaced by community work	7	6	8	6	
			Subsidiary imprisonment suspended	4	..	11	5	
			Confinement security measures of persons bearing a psychic disease	
			Security measure suspending the confinement, subject to rules of conduct	5	4	
			Suspended security measure with rules of conduct	3	
			N.S.	11	15	7	9	
			Domestic violence against minors	Imprisonment replaced by fine
				Suspended imprisonment	5	12	8	7
		Effective imprisonment		6	4	7	..	
		Suspended imprisonment with rules of conduct		
		Suspended imprisonment with probation		30	17	14	29	
		Suspended imprisonment subject to duties		3	5	3	6	
		Subsidiary imprisonment suspended		

			Security measure suspending the confinement, subject to rules of conduct
		Other crimes of domestic violence	Fine	4	4
			Imprisonment replaced by fine	4
			Suspended imprisonment	63	65	70	99
			Effective imprisonment	38	44	42	34
			Imprisonment security measures	4	5	4	..
			Suspended imprisonment with rules of conduct	26	25	19	22
			Suspended imprisonment with probation	216	175	128	149
			Suspended imprisonment subject to duties	41	56	62	33
			Fine replaced with work
			Imprisonment replaced by community work	3	3	6	..
			Subsidiary imprisonment suspended
			Confinement security measures of persons bearing a psychic disease
			Security measure suspending the confinement, subject to rules of conduct	7	3
			Suspended security measure with rules of conduct
			N.S.	3
	Against personal freedom		Trafficking in human beings	Effective imprisonment	4
		Dissolution of legal person	
		Suspended imprisonment with rules of conduct	
		Suspended imprisonment with probation		3	..	18	4
		N.S.	
(CP) Crimes against cultural identity and personal integrity	Against cultural identity and personal integrity	Torture and other cruel, degrading or inhuman treatment	Suspended imprisonment
			Suspended imprisonment subject to duties

Methodological Notes:

a) The most serious crime is taken into consideration in the counting of cases.

b) The cases that are transferred, attached, incorporated or joined to other procedures, those that are sent to another entity and those identified as "NS - Not specified" are not comprised in the data given.

.. Void result/ Under statistical confidentiality.

Last update on: 05/10/2017.

Source: Directorate General for Justice Policy/Ministry of Justice

Table IV**Criminal cases completed at trial stage in the 1st instance courts, for domestic violence, trafficking in human beings, torture and other cruel, degrading or inhuman treatment, from 2013 to 2016**

Year			2016	2015	2014	2013	TOTAL (2013- 2016)
Crime			N° Cases	N° Cases	N° Cases	N° Cases	N° Cases
(CP) Against persons	Bodily harm	Domestic violence against spouse or akin	2 834	2 590	2 258	2 663	
		Domestic violence against minors	75	67	61	67	
		Other crimes of domestic violence	739	648	549	609	
	Against personal freedom	Trafficking in human beings	5	3	4	6	
(CP) Against cultural identity and personal integrity	Against cultural identity and personal integrity	Torture and other cruel, degrading or inhuman treatment	6

Methodological notes:

a) The most serious crime is taken into consideration in the counting of cases.

b) The cases that are transferred, attached, incorporated or joined to other procedures, those that are sent to another entity and those identified as “NS - Not specified” are not comprised in the data given.

c) The crime “Trafficking in human beings” includes the “trafficking in human beings” and “trafficking of minors”.

Void result/ Under statistical confidentiality

Last update on: 05/10/2017.

Source: Directorate General for Justice Policy/Ministry of Justice

Table V

Defendants and convicted persons in criminal cases completed at trial stage in 1st instance courts for domestic violence, trafficking in human beings, torture and other cruel, degrading or inhuman treatment, from 2013 to 2016

Year			2016		2015		2014		2013	
Crime			N° Defendants	N° Convicted persons	N° Defendants	N° Convicted persons	N° Defendants	N° Convicted persons	N° Defendants	N° Convicted persons
(CP) Against persons	Bodily harm	Domestic violence against spouse or akin	2954	1528	2700	1432	2339	1275	2782	1430
		Domestic violence against minors	84	47	74	39	71	33	74	44
		Other domestic violence crimes	788	409	689	388	588	343	649	350
	Against personal freedom	Trafficking in human beings	19	10	6	..	31	22	28	9
(CP) Against cultural identity and personal integrity	Against cultural identity and personal integrity	Torture and other cruel, degrading or inhuman treatment	5	4	..

Methodological notes:

- a) The most serious crime is taken into consideration in the counting of cases.
- b) The cases that are transferred, attached, incorporated or joined to other procedures and those that are sent to another entity are not comprised in the data given
- c) In the number of the defendants, the crime “Trafficking in human beings” includes the “trafficking in human beings” and “trafficking of minors”.

Void result/ Under statistical confidentiality

Last update on: 05/10/2017.

Source: Directorate General for Justice Policy/Ministry of Justice

Table VI**Trafficking in Human Beings: country of origin (citizenship)/year**

Country	2013	2014	2015	2016
Portugal	3	8	18	33
Romania	119	19	15	31
Bulgaria	0	10	..	11
Ukraine	0	0	0	..
Moldova	0	0	0	0
Brazil	0	..	5	3
Nigeria	17	6	3	..
Angola	..	8	5	..
Congo	..	0	0	0
Guiné-Bissau	6	..	0	0
Guiné-Conakri	0	..	0	0
Mali	0	0
Senegal	0	0	0	0
Sierra Leoa	0	..	0	0
Sudan	..	0	0	0
South Africa	0	0	..	0
São Tomé e Príncipe	0	0	0	..
Nepal	0	..	0	40
India	0	0	0	3
Bangladesh	0	0	0	...
China	0	0	..	0
Pakistan	0	0	0	5
Philippines	0	0	0	..

.. Data protected by statistical secrecy

Table VII**Trafficking in Human Beings: Per year and purpose of exploitation**

Purpose/sector of exploitation	2013	2014	2015	2016
Labour Exploitation	117	33	37	123
Sexual Exploitation	28	13	5	4
Adoption	3	0	...	0
Forced Begging	..	0
Exploitation of Criminal Activities	0	...	0	...
Labour and Sexual Exploitation	0	0
Labour Exploitation and Criminal Activities	0	4	0	0
Labour Exploitation, Forced Begging & Criminal Activities	0	0	...	0
Labour Exploitation and Slavery	0	0	0	...
Others/Unknown	..	6	3	...

.. Data protected by statistical secrecy

Table VIII**Requests for compensation - trafficking in human beings (2014 to 2017)**

Requests for compensation - trafficking in human beings				
Year	N° of requests	Granted	Refused	Notes
2014	3	2	1	Refused because the crime was not proved in court
2015	3	2	1	Criminal case filled because it was not proved that the crime actually occurred
2016	2	2	-----	-----
2017	2	1	-----	Under analysis

Source: Commission for the Protection of Victims of Violent Crimes (CPVC)/Ministry of Justice

Table IX**Requests for international protection disaggregated by years: 2014**

2014	Age group				
	Total	0-18	19-39	40-64	+65
Men	272	40	191	37	4
Women	175	46	106	19	4
Total	447	86	297	56	8

Source: SEF, MAI

Table X**Requests for international protection disaggregated by years: 2015**

2015	Age group				
	Total	0-18	19-39	40-64	+65
Men	553	85	386	80	2
Women	343	77	204	60	2
Total	896	162	590	140	4

Source: SEF, MAI

Table XI**Requests for international protection disaggregated by years: 2016**

2016	Age group				
	Total	0-18	19-39	40-64	+65
Men	984	215	651	114	4
Women	485	169	256	53	7
Total	1469	384	907	167	11

Source: SEF, MAI

Table XII

Requests for asylum, refugee status or other forms of humanitarian protection that were granted: Procedures

Year	Gender	Special Procedure	Regular Procedure
2014	Male	108	164
	Female	50	125
	Total	158	289
2015	Male	172	381
	Female	76	267
	Total	248	648
2016	Male	170	814
	Female	101	384
	Total	271	1198

Source: SEF, MAI

Table XIII

Requests for asylum, refugee status or other forms of humanitarian protection that were granted: Status

Year	Refugee Status			Subsidiary Protection Status		
	Age group	M	F	Age group	M	F
2014	0-18	1	2	0-18	24	8
	19-39	7	4	19-39	35	18
	40-64	0	0	40-64	4	1
	+65	0	0	+65	0	0
2015	0-18	2	6	0-18	12	16
	19-39	9	11	19-39	64	37
	40-64	2	3	40-64	18	9
	+65	0	0	+65	2	3
2016	0-18	13	12	0-18	28	29
	19-39	44	22	19-39	95	66
	40-64	11	1	40-64	27	22
	+65	0	0	+65	1	0

Source: SEF, MAI

Table XIV

Training actions

1/1/2016 – 30/6/2017	2016		2017		Total	
Course	Trainees	Hours	Trainees	Hours	Trainees	Hours
Fundamental rights			116	464	116	464
Fundamental rights for border guards training of trainers (FRONTEX)	2	48			2	48
Total	2	48	116	464	118	512

Source: SEF

Table XV

Inmates, as of 31 December 2016, per criminal situation, by gender and nationality

Nationality	Gender, criminal situation			
	Men		Women	
	Pre-trial detainees	Convicted persons	Pre-trial detainees	Convicted persons
Total of Inmates (a)	1917	10993	200	669
<i>Total of Portuguese inmates</i>	1407	9414	117	546
<i>Total of foreign inmates</i>	510	1579	83	123
Africa	209	987	10	32
<i>Angola</i>	25	160	2	4
<i>Cabo Verde</i>	103	569	7	20
<i>Guinea Bissau</i>	32	132	1	4
<i>Morocco</i>	15	28	0	1
<i>Mozambique</i>	1	14	0	1
<i>Nigeria</i>	8	13	0	0
<i>S. Tomé and Príncipe</i>	16	36	0	1
<i>Other</i>	9	35	0	1
South America	124	241	32	59
<i>Brazil</i>	92	201	24	40
<i>Colombia</i>	4	10	1	3
<i>Venezuela</i>	10	15	5	9
<i>Other</i>	18	15	2	7
Europa	156	337	39	31
<i>Germany</i>	4	4	3	0
<i>Bulgaria</i>	14	3	17	0
<i>Spain</i>	24	51	7	9
<i>France</i>	5	16	0	3
<i>United Kingdom</i>	7	15	0	0
<i>Netherlands</i>	10	7	1	1
<i>Italy</i>	6	20	0	5

<i>Moldavia (Republic of)</i>	4	15	0	1
<i>Romania</i>	45	121	10	5
<i>Russia (Federation of)</i>	23	30	0	2
<i>Ukraine</i>	3	30	0	1
<i>Other</i>	11	25	1	4
Other countries	21	14	2	1

(a) 266 non-indictable persons (Women and Men) in prisons and non-prison psychiatric hospitals and clinics are counted.

Source: DGRSP/Ministry of Justice

Table XVI

Cases, by disciplinary measure (Triennium 2013/2015)

Disciplinary measures applied	Delegation	Head of service	Prison guard corps	Other employees	Effective sentence	Suspended sentence
Written admonishment	South	1	47	4	34	18
	Centre		19		8	11
	North		13	4	12	5
Fine	South		56	6	38	24
	Centre		21		7	14
	North		27	6	19	14
Suspension	South	1	41	4	7	39
	Centre					
	North		4		2	2
Dismissal	South		15	4	19	
	Centre		2	1	3	
	North		2		2	
Total	South	2	159	18	79	81
	Centre		42	1	15	25
	North		46	10	35	21

Source: DGRSP/Ministry of Justice

Table XVII**Cases, by disciplinary measure (Year 2016)**

Disciplinary measures applied	Delegation	Head of service	Prison guard corps	Other employees	Effective sentence	Suspended sentence
Written admonishment	South	0	13	1	5	9
	Centre	0	3	3	3	3
	North	0	2	0	1	1
Fine	South	0	28	4	22	10
	Centre	0	7	0	5	2
	North	0	1	3	2	2
Suspension	South	0	7	0	4	3
	Centre	0	1	1	1	1
	North	0	1	2	1	2
Dismissal	South	0	2	0	2	0
	Centre	0	0	0	0	0
	North	0	0	0	0	0
Total	South	0	50	5	33	22
	Centre	0	11	4	9	6
	North	0	4	5	4	5

Source: DGRSP/Ministry of Justice

Table XVIII**Causes of death in the Prison system**

Year	Causes of death in the prison population			
	Illness	Suicide	Homicide	Total
2010	45	19		64
2011	55	8	1	64
2012	50	16		66
2013	49	13		62
2014	51	22		73
2015	56	11		67
2016	59	9		68

Source: DGRSP/Ministry of Justice

Table XIX
Available Programmes

Enforcement of sentence	Programme	Classification
	1. Programme for Emotional Stabilization and Institutional Integration	low
	2. Integrated Programme for the Prevention of Suicide (PIPS)	low
Transversal Programmes	3. Programme for the Promotion of Personal and Emotional Competences (Generate Social Paths - GPS)	high
	4. Initiative Programme for Restorative Practices (Educate to Repair)	high
	5. Programme for the Promotion of Moral and Ethical Development	medium
Programmes addressed to specific problems	6. Technical Intervention Programme for Sexual Offenders	high
	7. Intervention Programme directed to prisoners convicted of road crimes (Estrada Segura – <i>Safe road</i>)	low
	8. Motivation Programme for the Treatment of Addictive Behaviours	medium
	9. Programme of Structured Intervention towards Specific Alcoholism Problems	medium
	10. Skills Training Programme for Employability	low
Programmes in the Final Sentence Phase	11. Programme for the Prevention of Recidivism and Relapse (Building a Plan for Prevention and Contingency)	low

Source: DGRSP/Ministry of Justice

Table XX
Intervention in addictive behaviour among the prison population

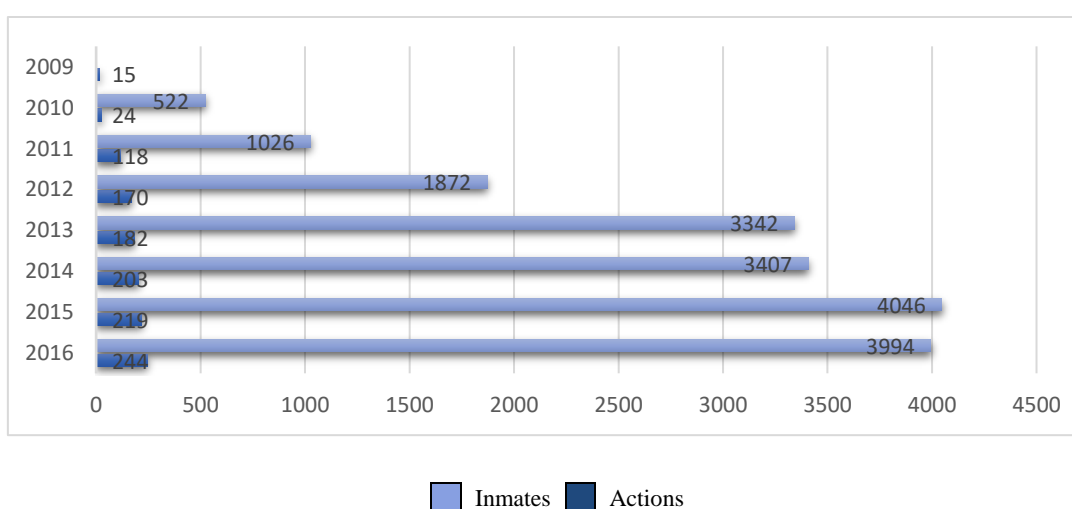
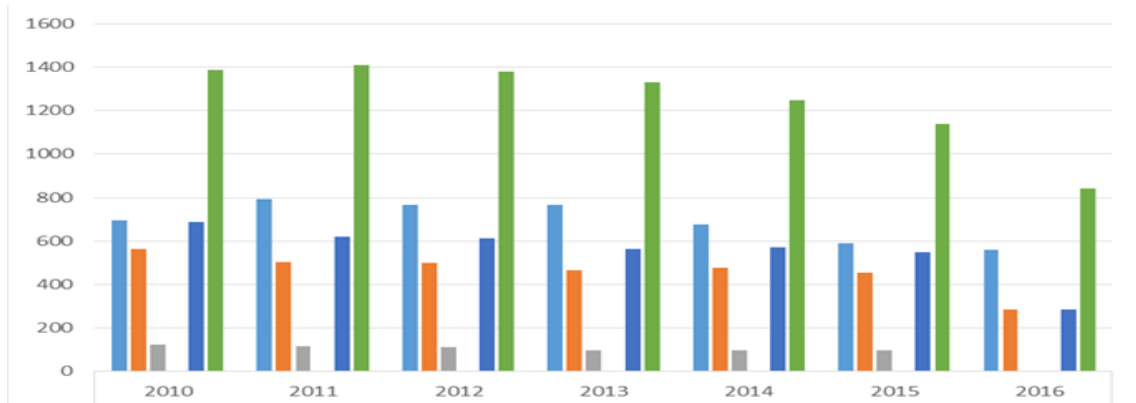
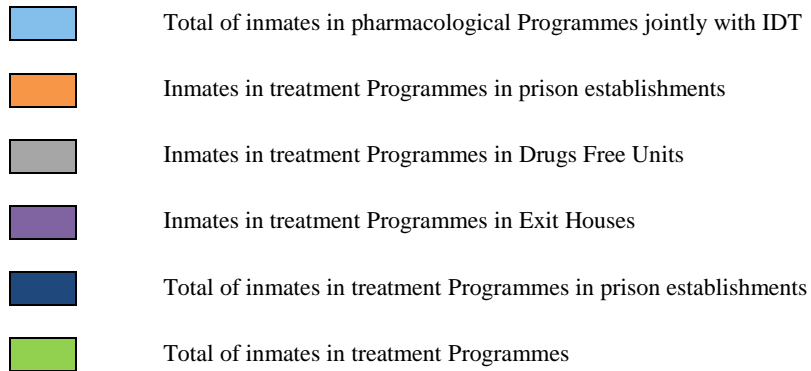


Table XXI

Data on drugs use from 2010 – 2016



Years



Source: DGRSP/Ministry of Justice

Table XXII

Cases investigated by IGAI (2013 -2017)

	Facts	AP ¹	PDN ²			
			EP ³	IP ⁴	DP ⁵	Penalty
2013	Abuse of authority, position or office	34	-	-	-	-
	Issues of internal or professional nature	45	-	-	1	1
	Wound and/or threat with firearm	5	-	5	-	-
	Illegalities by action or omission	51	1	-	-	-
	Maltreatment or physical injuries	290	2	11	14	10
	Incorrect action/behaviour	210	1	1	4	4
	Unlawful detention	-	-	-	-	-
	Death	6	-	2	2	1
	Others	187	1	3	1	1
2014	Abuse of authority, position or office	43	-	1	-	-
	Issues of internal or professional nature	40	-	-	-	-
	Wound and/or threat with firearm	3	-	2	5	1
	Illegalities by action or omission	53	-	1	-	-
	Maltreatment or physical injuries	249	1	6	4	3
	Incorrect action/behaviour	190	2	5	2	-
	Unlawful detention	-	-	-	-	-
	Death	1	-	1	-	-
	Others	131	2	4	2	3
2015	Abuse of authority, position or office	46	-	1	1	-
	Issues of internal or professional nature	32	-	-	-	-
	Wound and/or threat with firearm	1	-	1	4	1
	Illegalities by action or omission	98	-	3	-	-
	Maltreatment or physical injuries	248	1	9	13	6
	Incorrect action/behaviour	138	2	3	1	1
	Unlawful detention	-	-	-	-	-
	Death	1	-	1	-	-
	Others	153	2	2	2	1
2016	Abuse of authority, position or office	60	-	-	-	-
	Issues of internal or professional nature	37	-	-	-	-
	Wound and/or threat with firearm	7	2	4	2	-

	Illegalities by action or omission	83	-	2	-	-
	Maltreatment or physical injuries	255	1	7	8	-
	Incorrect action/behaviour	147	1	2	-	-
	Unlawful detention	2	-	-	-	-
	Death	-	-	4	-	-
	Others	137	-	-	-	-
2017	Abuse of authority, position or office	69	-	-	-	-
	Issues of internal or professional nature	56	-	-	-	-
	Wound and/or threat with firearm	1	-	4	3	-
	Illegalities by action or omission	79	-	3	1	1
	Maltreatment or physical injuries	251	-	10	11	1
	Incorrect action/behaviour	154	-	1	1	1
	Unlawful detention	-	-	-	-	-
	Death	-	-	1	-	-
	Others	125	-	3	-	-

- 1 AP – Administrative procedure
2 PDN – Proceedings of disciplinary nature
3 EP – Enquire procedure
4 IP – Investigation procedure
5 DP –Disciplinary proceedings

Table XXIII

Cases of discrimination investigated by IGAI

Year	Sex	Nationality	Observations
2013	Male (5)	Portuguese	Issued a certificate of the case file that was sent to the Public Prosecutor's Office in the Greater Lisbon District to join the investigation. In parallel a disciplinary proceeding was instated in IGAI
	Male	Ukrainian	Case file returned to the Commission for Equality and Against Racial Discrimination in order to be sent to the Public Prosecutor's Office in the Leiria District to join the investigation.
	Male	Portuguese	Proceedings dropped and closed. In parallel a disciplinary proceeding was instated in IGAI
	Male	Portuguese	Proceedings dropped and closed. In parallel a disciplinary proceeding was instated in IGAI
	Male (8)	Portuguese	Proceedings dropped and closed
	Male	Portuguese	Proceedings dropped and closed. In parallel a disciplinary proceeding was instated in IGAI
	Female	Somali	Case file sent to the Public Prosecutor's Office in the Loures District to join the investigation.
2014	Female	Portuguese	Proceedings dropped and closed
	Male	Portuguese	Proceedings dropped and closed
	Female	Portuguese	Proceedings dropped and closed
2015	Male	São Tomé and Príncipe	Proceedings dropped and closed
	Male	Portuguese	Proceedings dropped and closed
	Male (5)	Portuguese	Case file sent to the Public Prosecutor's Office in the Greater Lisbon District to join the investigation.
	Male	Brazilian	Proceedings dropped and closed
	Female	Guinea-Bissau	Proceedings dropped and closed
2016	Female	Brazilian	Proceedings dropped and closed
			Ongoing
	Male	Portuguese (Visually impaired)	Ongoing
	Male	Chinese	Case file referred back to the Migration High Commissioner
	Male	Brazilian	Proceedings dropped and closed
	Male	Guinea-Conakry	Proceedings dropped and closed
	Male	Angolan	Proceedings dropped and closed
2017	Female	Portuguese (Visually impaired person)	Ongoing
	Female	Portuguese	Ongoing
	Male	Angolan	Ongoing

AOP – Administrative offence proceedings (on grounds of discrimination)